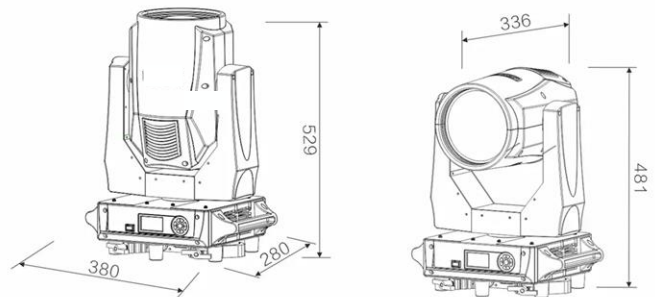


Super Beam



Features

- Lens: inner diameter 169mm.
- Nice Even Beam, Gorgeous Lighting Effect.
- With 8 prism+16 double prism combination.
- Heat-proof plastic , Anti-UV, Anti-Radiation , Anti- high pressure, Anti-aging.



Technical Specifications

SPECIFICATION

Power : 450W
 Color Temperature : 7500K
 Lamp : OSRAM SIRIUS HRI 330W XL
 Lamp Lifespan : 1500H

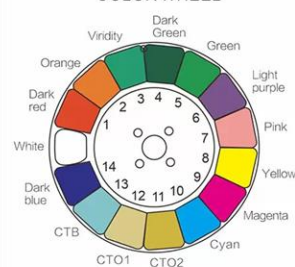
Color / GOBO / Effects

Color Wheel : 1 white color + 14 color wheel
 Fixed Gobo Wheel : 1 blank gobo + 11 gobo + 3 animation range
 Prism : 8 prism+16 double prism +prism combination
 Beam angle : 2.3°
 Strobe : double strobe structure,0.5-9 times/second(adjustable)

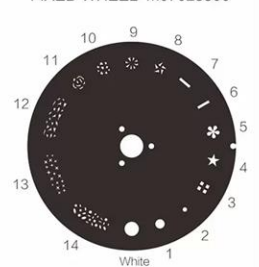
CONTROL

Display: LED digital display
 Control Mode : DMX512、RDM
 Channel : 14CH/16CH/16PLUS

COLOR WHEEL



FIXED WHEEL M07023300



CONSTRUCTION

Protection rate: IP20, for indoor use
 Heat-proof plastic, Anti-UV, Anti-Radiation, Anti- high pressure, Anti-aging

PHYSICAL

Dimension: 380*280*529mm
 Net Weight: 18.8 kgs
 Gross weight: 21.2kgs